



**STRONG PARTNERS.
TOUGH TRUCKS.™**

H 155-170FTS SERIES

SIT-DOWN COUNTERBALANCED TRUCK

WWW.HYSTER.COM

ROOM TO MOVE

Increased inventory and seasonal stockpiling can really cramp a stockyard. And when space is tight, both storage and distribution of products can suffer. Retrieval times get slower, product is more likely to be damaged and sometimes inventory gets misplaced. What can you do to maximize your operation efficiency when you're out of real estate?


When space is at a minimum, you get equipment that can handle it. When you operate a heavy duty lift truck with a shorter counterweight design, you can still tackle the tough jobs in less space. The Hyster H155-170FTS series of lift trucks can help you increase your retrieval times, reduce product and facility damage, and even decrease the risk of inventory errors. You get increased maneuverability with the same reliability you've come to expect from the Hyster® Fortis line of lift trucks.*

SHORTER COUNTERWEIGHT

The shortened counterweight design provides a more compact overall truck length. Industry-leading right angle stack measurements help improve maneuverability where space is in short supply.

TURN ASSIST SYSTEM

Independent left-hand and right-hand brakes in the drive axle are connected to the steer axle via a cable. At maximum steering angles this cable brakes the inside drive tire for incredibly tight, consistent maneuvering regardless of load weight or road surface conditions.



REAR VIEW DISPLAY

An optional rear facing camera with corresponding rear view LCD display, provides 118° range of vision which helps assist operators in monitoring rear of the truck while maneuvering or changing directions.

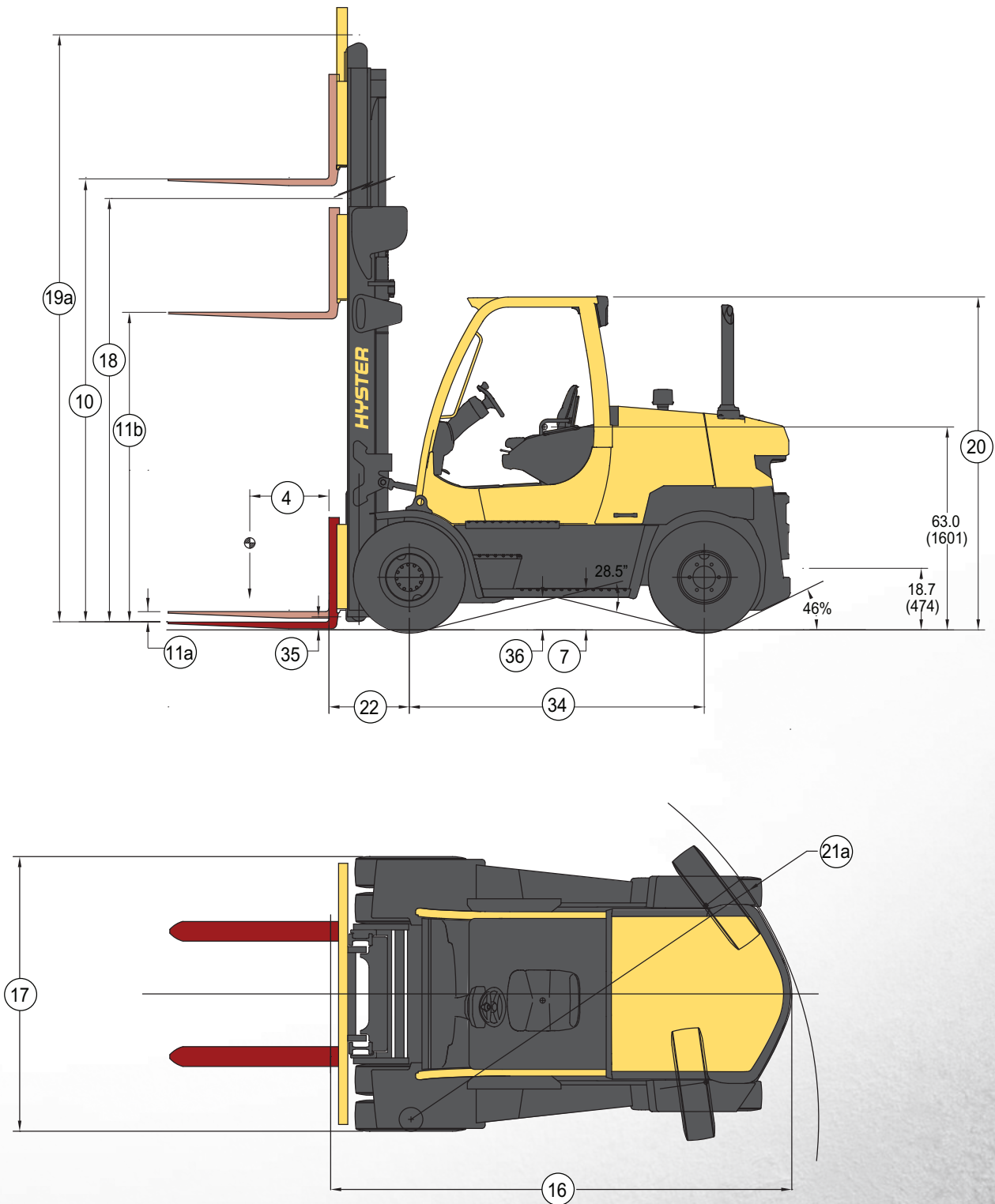


OPTIMIZED FORWARD VISIBILITY

A new standard mast design provides operators with a significant front field of view, helping to optimize visibility of the forks and load and increase operator comfort—thereby enabling safe and efficient operation.

**For more information on the standard models in the H135-190FT lift truck series, please see the H135-155FT brochure and tech guide and the H170-190FT brochure and tech guide, found on hyster.com.*

H155-170FTS DIMENSIONS <



Circled dimensions correspond to the line numbers on the tabulated chart inside the Technical Guide. Dimensions are in inches (millimeters).

H155FTS SPECIFICATIONS

GENERAL		Hyster H155FTS		
1	Manufacturer	Hyster		
2	Model	H155FTS		
	Engine	Kubota 3.8L LPG	Non-certified Kubota 3.6L	Non-certified Kubota 3.8L high output
3	Rated capacity	lb (kg)	15,500 (7,000)	
4	Load center, distance	in (mm)	24 (610)	
5	Engine/power type - gasoline, LPG, diesel	LPG	Diesel	
6	Operator type	Seated rider		
7	Step height	in (mm)	12.2 (311)	
8	Tire type - cushion, solid, pneumatic	Pneumatic		
9a	Wheels, number - front / rear (x = driven)	4X/2		
9b	Track width, front / rear	in (mm)	72.7 (1846) / 60.5 (1535)	
10	Lift height, w/LBR (TOF) (rounded down)	in (mm)	118 (3000)	
11a	Std free lift height (TOF) (rounded down)	in (mm)	3.9 (100)	
11b	Optional full free lift w/ LBR (TOF) (rounded down)	in (mm)	43 (1098) ⁴	
11c	Optional full free lift w/o LBR (TOF) (rounded down)	in (mm)	56 (1425) ⁴	
12	Std carriage width	in (mm)	78 (1981)	
13	Std forks, thickness x width x length	in (mm)	2.4 x 5.9 x 47 (60 x 150 x 1200)	
14a	Std fork spread, minimum inside dimensions	in (mm)	6.2 (160)	
14b	Std fork spread, maximum outside dimensions	in (mm)	73.8 (1876)	
15	Mast tilt, forward / backward	degrees	5/10	
16	Overall length (to face of forks) ¹	in (mm)	137.6 (3495)	
17	Overall width	in (mm)	82.0 (2082)	
18	Height, std mast - lowered	in (mm)	96.7 (2456)	
19a	Height, std mast - extended w/o LBR (rounded up)	in (mm)	159.1 (4040)	
19b	Height, std mast - extended w/ LBR (rounded up)	in (mm)	171.3 (4350)	
20b	Height, std overhead guard (high) (rounded up)	in (mm)	100 (2531)	
20b	Height, std overhead guard (cab) (rounded up)	in (mm)	101 (2549)	
21a	Turning radius, minimum outside (OTR) ²	in (mm)	121.3 (3080)	
21b	Turning radius, minimum inside (ITR) ³	in (mm)	-3.5 (-90)	
22	Length, center of wheels to face of forks ¹	in (mm)	24 (609)	
23a	Aisle width, right angle stack (pallet w=42in, l=48in)	in (mm)	193.2 (4908)	
23b	Aisle width, right angle stack (add length of load)	in (mm)	145.2 (3688)	
24	Equal aisle, 90-degree intersecting aisle ⁵	in (mm)	113.5 (2883)	
25a	Travel speed fwd, RL/NL w/ 2-speed (fwd) transmission	mph (km/h)	13.6/14.3 (22.0/23.1)	15.0/16.1 (24.3/26.0)
25b	Travel speed fwd, RL/NL w/ 3-speed (fwd) transmission	mph (km/h)	15.2/16 (24.5/25.9)	13.7/14.6 (26.3/28.3)
25c	Travel speed rev, RL/NL w/ either transmission	mph (km/h)	13.6/14.3 (22.0/23.1)	15.0/16.1 (24.3/26.0)
26a	Lift speed, st 2-stage LFL RL / NL	ft / min (m/s)	90/102 (0.46/0.52)	78/90 (0.40/0.46)
26b	Lift speed, opt 3-stage FFL RL / NL	ft / min (m/s)	90/102 (0.46/0.52)	76/90 (0.39/0.46)
27a	Lowering speed, std 2-stage LFL RL / NL	ft / min (m/s)	114/104 (0.58/0.53)	90/98 (0.46/0.50)
27b	Lowering speed, optional 3-stage FFL RL/NL	ft / min (m/s)	104/81 (0.53/0.41)	
28a	2-spd Xmsn drawbar pull @ maximum RL/NL	lb (kg)	9203/5419 (4174/2458)	10875/5419 (4932/2458)
28b	2-spd Xmsn drawbar pull @ 1 mph RL/NL	lb (kg)	7526/5419 (3414/2458)	8495/5419 (3853/2458)
28c	2-spd Xmsn drawbar pull @ 3 mph RL/NL	lb (kg)	4802/5419 (2178/2458)	5171/5419 (2345/2458)
29a	2-spd Xmsn minimum gradeability RL/NL	%	25/25	30/25
29b	2-spd Xmsn gradeability @ 1 mph RL/NL	%	20/25	23/25
29c	2-spd Xmsn gradeability @ 3 mph RL/NL	%	13/25	14/25
28a	3-spd Xmsn drawbar pull @ maximum RL/NL	lb (kg)	10000/5419 (4535/2458)	10499/5419 (4762/2458)
28b	3-spd Xmsn drawbar pull @ 1 mph RL/NL	lb (kg)	10000/5419 (4535/2458)	11500/5419 (5216/2458)
28c	3-spd Xmsn drawbar pull @ 3 mph RL/NL	lb (kg)	6248/5419 (2834/2458)	6051/5419 (2744/2458)
29a	3-spd Xmsn minimum gradeability RL/NL	%	27/25	29/25
29b	3-spd Xmsn gradeability @ 1 mph RL/NL	%	27/25	29/25
29c	3-spd Xmsn gradeability @ 3 mph RL/NL	%	16/25	23/25
30a	Weight, std truck NL	lb (kg)	22582 (10243)	
30b	Weight, std truck RL	lb (kg)	38015 (17243)	
31a	Axle loading, static front / rear NL	lb (kg)	9141/13442 (4146/6097)	
31b	Axle loading, static front / rear RL	lb (kg)	33037/5009 (14985/2272)	
32	Tire size, front / rear	8.25 x 15 14PR / 8.25 x 15 14PR		
34	Wheelbase	in (mm)	88.0 (2235)	
35	Ground clearance under mast, RL	in (mm)	5.9 (150)	
36	Ground clearance, center of wheelbase	in (mm)	9.7 (246)	
37	Service brake - method of control / operation	Foot / Hydraulic		
38	Park brake - method of control / operation	Hand / Mechanical		
39	Battery type	Maintenance free		
40	Volts / cold cranking amps	v / cca	12V/900	12V/1800 (2x 900)
41	Engine manufacturer	Kubota 3.8L LPG		
42	Engine power @ governed speed	hp (kw)	91 (68) @ 2400 RPM	83.5 (62.3) @ 2400 RPM
43	Torque @ rated rpm	ft lbs. (Nm)	221 (300) @ 1000 RPM	218 (296) @ 1400RPM
44	Number of cylinders / displacement	No / cc (ci)	4/3769 (230)	4/3620 (221)
45	Transmission type, std	Powershift		
45a	Std speeds, forward / reverse	2/2		
46b	Optional speeds, forward / reverse	3/2		
47	Hydraulic tank capacity (drain and refill)	gal (liter)	18.9 (71.7)	
48	Fuel tank capacity (diesel powered units only)	gal (liter)	19.7 (74.8)	
49	Auxiliary hydraulic pressure relief for attachments	PSI (Mpa)	2250 (155)	

NOTE: Above specifications, unless otherwise listed, are for a standard truck without optional equipment. Right angle stack and equal intersecting aisle are calculated using a 40" wide pallet.

1.) Measured with standard mast and carriage

2.) Measured with Turn Assist System equipped. OTR without Turn Assist System is H155FTS: 129.3 in (3282mm); H170FTS: 131.8 in (3347mm)

3.) Measured with Turn Assist System equipped. ITR without Turn Assist System is H155FTS: 9.1 in (230mm); H170FTS: 9.1 in (230mm)

4.) Measured with lowest offered height 3 stage FFL mast

5.) Based on metric load size

H170FTS SPECIFICATIONS <

GENERAL		Hyster			
DIMENSIONS		H170FTS			
PERFORMANCE ¹		Kubota 3.8L LPG Non-certified Kubota 3.6L Diesel Non-certified Kubota 3.8L high output			
WT.		12V/1800 (2x 900)			
TIRES & WHEELS		8.25 x 15 14PR / 8.25 x 15 14PR			
POWERTRAIN		Kubota 3.8L LPG Non-certified Kubota 3.6L Diesel Non-certified Kubota 3.8L Turbo Diesel			
1	Manufacturer	Hyster			
2	Model	H170FTS			
	Engine	Kubota 3.8L LPG Non-certified Kubota 3.6L Diesel Non-certified Kubota 3.8L high output			
3	Rated capacity	lb (kg)	17,000 (8,000)		
4	Load center, distance	in (mm)	24 (610)		
5	Engine/power type - gasoline, LPG, diesel		LPG		Diesel
6	Operator type		Seated rider		
7	Step height	in (mm)	12.2 (311)		
8	Tire type - cushion, solid, pneumatic		Pneumatic		
9a	Wheels, number - front / rear (x = driven)		4x2		
9b	Track width, front / rear	in (mm)	72.7 (1846) / 60.5 (1535)		
10	Lift height, w/LBR (TOF) (rounded down)	in (mm)	121 (3065)		
11a	Std Free Lift Height (TOF) (rounded down)	in (mm)	0 (0)		
11b	Optional full free lift w/ LBR (TOF) (rounded down)	in (mm)	53 (1355) ⁴		
11c	Optional full free lift w/o LBR (TOF) (rounded down)	in (mm)	57.5 (1461) ⁴		
12	Standard carriage width	in (mm)	80 (2030)		
13	Standard forks, thickness x width x length	in (mm)	2.5 x 7.9 x 47 (65 x 200 x 1200)		
14a	Standard fork spread, minimum inside dimensions	in (mm)	3 (75)		
14b	Standard fork spread, maximum outside dimensions	in (mm)	82.5 (2100)		
15	Mast tilt, forward/backward	degrees	5/9		
16	Overall length (to face of forks) ¹	in (mm)	140.6 (3570)		
17	Overall width	in (mm)	82.0 (2082)		
18	Height, standard mast - lowered	in (mm)	106.8 (2712)		
19a	Height, standard mast - extended w/o LBR (rounded up)	in (mm)	166.9 (4239)		
19b	Height, standard mast - extended w/ LBR (rounded up)	in (mm)	171.2 (4347)		
20b	Height, standard overhead guard (high) (rounded up)	in (mm)	100 (2531)		
20b	Height, standard overhead guard (cab) (rounded up)	in (mm)	101 (2549)		
21a	Turning radius, minimum outside (OTR) ²	in (mm)	123.8 (3145)		
21b	Turning radius, minimum inside (ITR) ³	in (mm)	-3.5 (-90)		
22	Length, center of wheels to face of forks ¹	in (mm)	24.2 (614)		
23a	Aisle width, right angle stack (pallet w=42in, L=48in)	in (mm)	196 (4978)		
23b	Aisle width, right angle stack (add length of load)	in (mm)	148 (3760)		
24	Equal aisle, 90-degree intersecting aisle ⁵	in (mm)	113.5 (2883)		
25a	Travel speed fwd, RL / NL w/ 2-speed (fwd) transmission	mph (km/h)	13.6/14.3 (21.9/23.1)	14.9/16.0 (24/25.8)	13.8/14.7 (22.3/23.7)
25b	Travel speed fwd, RL / NL w/ 3-speed (fwd) transmission	mph (km/h)	15/16.0 (24.3/25.8)	16.1/17.4 (26/28.1)	15/16.0 (24.3/25.8)
25c	Travel speed Rev, RL / NL w/ either transmission	mph (km/h)	13.6/14.3 (21.9/23.1)	14.9/16.0 (24/25.8)	13.8/14.7 (22.3/23.7)
26a	Lift speed, standard 2-stage LFL RL / NL	ft / min (m/s)	70/70 (0.36/0.36)	61/62 (0.31/0.32)	64/64 (0.33/0.33)
26b	Lift speed, optional 3-stage FFL RL / NL	ft / min (m/s)	70/70 (0.36/0.36)	61/62 (0.31/0.32)	64/64 (0.33/0.33)
27a	Lowering speed, standard 2-stage LFL RL / NL	ft / min (m/s)	80/72 (0.41/0.37)		
27b	Lowering speed, optional 3-stage FFL RL / NL	ft / min (m/s)	76/64 (0.39/0.33)		
28a	2-spd Xmsn drawbar pull @ maximum RL / NL	lb (kg)	9114/6326 (4135/2869)	10788/6326 (4893/2869)	10500/6326 (4762/2869)
28b	2-spd Xmsn drawbar pull @ 1 mph RL / NL	lb (kg)	7439/6326 (3374/2869)	8408/6326 (3813/2869)	10500/6326 (4762/2869)
28c	2-spd Xmsn drawbar pull @ 3 mph RL / NL	lb (kg)	4716/6326 (2139/2869)	5084/6326 (2306/2869)	7089/5507 (3215/2498)
29a	2-spd Xmsn minimum gradeability RL / NL	%	22/26	26/26	25/26
29b	2-spd Xmsn gradeability @ 1 mph RL / NL	%	18/26	20/26	25/26
29c	2-spd Xmsn gradeability @ 3 mph RL / NL	%	11/26	12/26	17/26
28a	3-spd Xmsn drawbar pull @ maximum RL / NL	lb (kg)	10000/6326 (4535/2869)	10499/6326 (4762/2869)	11500/6326 (5216/2869)
28b	3-spd Xmsn drawbar pull @ 1 mph RL / NL	lb (kg)	10000/6326 (4535/2869)	10499/6326 (4762/2869)	11500/6326 (5216/2869)
28c	3-spd Xmsn drawbar pull @ 3 mph RL / NL	lb (kg)	6132/6326 (2781/2869)	5935/6326 (2692/2869)	8434/5507 (3825/2498)
29a	3-spd Xmsn minimum gradeability RL / NL	%	24/26	25/26	28/26
29b	3-spd Xmsn gradeability @ 1 mph RL / NL	%	24/26	25/26	28/26
29c	3-spd Xmsn gradeability @ 3 mph RL / NL	%	14/26	14/26	20/26
30a	Weight, standard truck NL	lb (kg)	25508 (11570)		
30b	Weight, standard truck RL	lb (kg)	43145 (19570)		
31a	Axle loading, static front / rear NL	lb (kg)	10283/15049 (4664/6826)		
31b	Axle loading, static front / rear RL	lb (kg)	37622/5561 (17065/2522)		
32	Tire size, front / rear		8.25 x 15 14PR / 8.25 x 15 14PR		
34	Wheelbase	in (mm)	88.0 (2235)		
35	Ground clearance under mast, RL	in (mm)	6.8 (173)		
36	Ground clearance, center of wheelbase	in (mm)	9.7 (246)		
37	Service brake - method of control / operation		Foot / Hydraulic		
38	Park brake - method of control / operation		Hand / Mechanical		
39	Battery type		Maintenance Free		
40	Volts / cold cranking amps	v / cca	12V/900	12V/1800 (2x 900)	
41	Engine manufacturer		Kubota 3.8L LPG	Non-certified Kubota 3.6L Diesel	Non-certified Kubota 3.8L Turbo Diesel
42	Engine power @ governed speed	hp (kw)	91 (68) @ 2400 RPM	83.5 (62.3) @ 2400 RPM	109 (81.5) @ 2400 RPM
43	Torque @ rated rpm	ft lbs. (Nm)	221 (300) @ 1000 RPM	218 (296) @ 1400 RPM	275 (373) @ 1600 RPM
44	Number of cylinders / displacement	No / cc (ci)	4/3769 (230)	4/3620 (221)	4/3769 (230)
45	Transmission type, standard		Powershift		
45a	Standard speeds, forward / reverse		2/2		
46b	Optional speeds, forward / reverse		3/2		
47	Hydraulic tank capacity (drain and refill)	gal (liter)	18.9 (71.7)		
48	Fuel tank capacity (diesel powered units only)	gal (liter)	19.7 (74.8)		
49	Auxiliary hydraulic pressure relief for attachments	PSI (Mpa)	2250 (155)		

NOTE: Above specifications, unless otherwise listed, are for a standard truck without optional equipment. Right angle stack and equal intersecting aisle are calculated using a 40" wide pallet.

1.) Measured with standard mast and carriage

2.) Measured with Turn Assist System equipped. OTR without Turn Assist System is H155FTS: 129.3 in (3282mm); H170FTS: 131.8 in (3347mm)

3.) Measured with Turn Assist System equipped. ITR without Turn Assist System is H155FTS: 9.1 in (230mm); H170FTS: 9.1 in (230mm)

4.) Measured with lowest offered height 3 stage FFL mast

5.) Based on metric load size

> STANDARD FEATURES

- Kubota 3.8L LPG, EPA/CARB emissions compliant engine
 - Electronic powershift transmission
 - Hydraulic inching
 - Electronic shift control
 - 2 speeds forward, 2 speeds reverse
 - Premium oil-cooled wet disc brakes
 - Lever shift directional control
 - 2-stage limited free lift mast
 - H155FT: 118" (3000mm) max lift height
 - H170FT: 121" (3065mm) max lift height
 - Hook type carriage with 48" (1220 mm) load backrest
 - H155FT: 78" (1980 mm) wide
 - H170FT: 80" (2030 mm) wide
 - 47" (1200 mm) long forks
 - Mast tilt
 - 155: 5° forward / 10° back
 - 170: 5° forward / 9° back
 - Integrated dashboard display
 - LCD display
 - Fuel level (diesel only)
 - Hour meter
 - Coolant temperature
 - Clock
 - Messages
 - Service indicator lights
 - Alternator
 - Transmission oil temperature
 - Engine oil pressure
 - Brake fluid level
 - Fasten seat belt
 - Low fuel level
 - Engine malfunction
 - System malfunction
 - Park brake
 - Coolant temperature
 - Forward, reverse and neutral direction indicators
 - 3 function (1 aux) hydraulic control valve
 - Turn Assist System
 - Hydrostatic power steering
 - Non-suspension vinyl seat
 - No-cinch black seat belt
 - Electronic horn
 - Adjustable steer column
 - Rear view mirror
 - Rubber floor mat
 - High air intake
 - Integral tie downs
 - Operator restraint system
 - Combi-cooler radiator
 - Single pedal inch brake
 - Cowl-mounted mechanical hydraulic control levers
 - Side mounted single LPG tank
 - Pressure sensing LPG fuel indicator system
 - 100" (2531 mm) overhead guard
 - 12 months / 2000 hours manufacturers warranty
 - 36 months / 6000 hours manufacturers powertrain warranty
 - Operator's manual
 - Key switch start
 - Overhead exhaust
 - U.L. Certification
 - 8.25 x 15-14 pneumatic drive tires
 - 8.25 x 15-14 pneumatic steer tires
 - 43.5 lb steel LPG tank
 - Steering wheel with spinner knob
-
- CERTIFICATION:** *Hyster lift trucks meet the design and construction requirements of B56.1-1969, per OSHA Section 1910.178(a)(2), and also comply with the B56.1 revision in effect at time of manufacture. Certification of compliance with the applicable ANSI standards appears on the lift truck. Performance specifications are for a truck equipped as described under Standard Equipment on this Technical Guide. Performance specifications are affected by the condition of the vehicle and how it is equipped, as well as by the nature, condition of the operating area, proper service and maintenance of the vehicle. If these specifications are critical, the proposed application should be discussed with your dealer.*

- Non-certified Kubota 3.6L diesel engine
- Non-certified Kubota 3.8L high output diesel engine
- Rear view display
- Foot directional control pedal
- Techtronix transmission
 - Electronic inching
 - Electronic shift control
 - Auto deceleration system
 - Controlled power reversal
 - Controlled roll back on ramps
 - 3 speeds forward, 2 speeds reverse
- Halogen or LED work lights
- Two front / one rear work light package
- Brake / tail / back up rear light package
- Powertrain protection with engine shutdown
- Premium monitoring
- High air intake with precleaner
- Hydraulic accumulator
- Keyless start with auxiliary key switch
- Counterweight mounted LPG bracket
- Side mounted dual LPG tanks
- Return to set tilt
- Accutouch mini-levers
- Seat-side directional control switch
- Rear drive handle with horn button
- Various full suspension vinyl and cloth seat options with flip up armrest
- Hi-vis red seatbelt with or without interlock
- Impact monitor with immediate or delayed shutdown
- Load weight display
- Operator pre-shift electronic checklist
- Dual pedal inch brake
- Operator passwords
- Audible reverse alarm
- Amber strobe light
- Publications – printed or CD, serial number specific
- Cab includes the following:
 - Front and rear wiper
 - Full light package
 - Integral heater
 - Defogger
 - Removable doors
 - Operator dome light
 - Fan
 - Optional air conditioning
- Dual side view mirrors
- Optical sensing LPG fuel indicator system
- Traction speed limiter
- Sealed alternator
- Various 2-stage and 3-stage masts
- Various carriage types
- Various fork lengths
- 5° forward / 6° back mast tilt
- 4° function (2 aux) hydraulic control valve
- Hydraulic quick disconnects
- Clamping hydraulic function
- Attachment extension tubes
- Various pneumatic drive and steer tires
- Fire extinguisher
- Steering wheel

INNOVATIVE TRUCKS ENGINEERED TO MEET THE MOST DEMANDING APPLICATIONS

For over 90 years, Hyster has conquered the world's most demanding applications. In the 1920s Hyster started as a manufacturer of lifting machines used in the rigorous logging industry of the United States' Pacific Northwest. A few years later the first forklift trucks were invented and the Hyster brand quickly gained its reputation for rugged quality. Hyster® lift trucks are designed to lower your cost of operations. Every truck we make — whether powered by gasoline, LPG, diesel, electric, CNG, lithium-ion or hydrogen fuel cells — is purpose-built to excel in its application. Every truck is also backed by an unmatched network of specialists.



Dealer Network — Our Dealer Network can offer the expertise of fleet managers, parts suppliers, capital procurement specialists and trainers. Carefully chosen dealers fully understand customer applications, assist in selecting the right lift truck and provide fast, reliable support.



Hyster Fleet Services — Even if you operate other brands, we can manage your maintenance and replacement plan. We can offer complete fleet analysis, fleet history summary and a cost-effective proposal for replacement and scheduled maintenance.



Parts — With genuine Hyster® replacement parts and UNISOURCE™ parts for all makes of lift trucks, we are your one-stop source for lift truck parts. In fact, we offer more than 7 million part number crosses for most brands of materials handling and other in-plant mobile equipment.



Rental Products — When leasing or buying isn't a practical option, we have access to more than 14,000 units for short- and long-term rental. We'll help you maintain output in a cost-effective manner.



Hyster Capital — We can arrange solutions for special financing requirements, taking the difficulties out of buying the equipment you need. Whether you purchase or lease a new or used lift truck, Hyster Capital offers superior service and competitive rates.



Special Products Engineering Department (SPED) — Different materials require different handling. That's why we can work with you to customize your lift trucks. From strobe lights to specially made forks, SPED has the tools to help you get the job done right.



Operator Training — Proper education in operating lift trucks minimizes the risk of injuries due to accidents while increasing productivity. Hyster offers OSHA-compliant materials that support the training of qualified operators.




Service — Your local Hyster® dealer offers a flexible, customized and comprehensive maintenance plan based on each lift truck's operation environment. Hyster service programs offer scheduled inspections and maintenance, along with quick, responsive service dispatched to your location.



Hyster Company
P.O. Box 7006
Greenville, North Carolina
27835-7006
Part No. H155-170FTS-BTG-LAM
4/2021 Litho in U.S.A.

Visit us online at www.hyster.com or call us at **1-800-HYSTER-1**.

Hyster,  and STRONG PARTNERS. TOUGH TRUCKS. are registered trademarks in the United States and certain other jurisdictions. Hyster products are subject to change without notice.

Trucks may be shown with optional equipment. © 2021 Hyster Company. All rights reserved.