



**STRONG PARTNERS.
TOUGH TRUCKS.™**



HIGH CAPACITY FORKLIFT TRUCKS

H18-20XM-9, H18-20XMS-9

18 000 – 20 000 KG @ 900 MM



H18-20XM(S)-9

DISTINGUISHING MARKS	
1.1	Manufacturer (abbreviation)
1.2	Manufacturer's type designation
1.3	Drive: electric (battery or mains), diesel, petrol, fuel gas
1.4	Operator type: hand, pedestrian, standing, seated, order-picker
1.5	Rated capacity / rated load Q (t)
1.6	Load centre distance c (mm)
1.8	Load distance, centre of drive axle to fork x (mm)
1.9	Wheelbase y (mm)

WEIGHTS	
2.1	Service weight ● kg
2.2	Axle loading, laden front / rear kg
2.3	Axle loading, unladen front / rear kg

TYRES / CHASSIS	
3.1	Tyres: L = pneumatic, V = cushion, SE = Pneumatic Shape Solid
3.2	Tyre size, front
3.3	Tyre size, rear
3.5	Number of wheels, front / rear (X = driven)
3.6	Tread, front b ₁₀ (mm)
3.7	Tread, rear b ₁₁ (mm)

DIMENSIONS	
4.1	Tilt of mast/fork carriage forward/backward α / β (°)
4.2	Height, mast lowered ○ h ₁ (mm)
4.3	Free lift h ₂ (mm)
4.4	Lift † h ₃ (mm)
4.5	Height, mast extended h ₄ (mm)
4.7	Height of overhead guard / closed cabin h ₅ (mm)
4.7.1	Height of closed cabin w/o / with airco h ₅ (mm)
4.7.2	Height of overhead guard / closed cabin with strobe light h ₅ (mm)
4.7.3	Height of overhead guard / closed cab with work lights h ₅ (mm)
4.8	Seat height relating to SIP ● h ₆ (mm)
4.12	Coupling height h ₁₀ (mm)
4.19	Overall length l ₁ (mm)
4.20	Length to face of forks l ₂ (mm)
4.21.2	Overall width across all b ₂ (mm)
4.22	Fork dimensions ISO 2331 s/e/l (mm)
4.23	Fork carriage type
4.24	Fork carriage width b ₃ (mm)
4.25	Distance over fork arms, minimum / maximum b ₅ (mm)
4.30	Sideshift @ width over forks b ₈ / b ₉ (mm)
4.31	Ground clearance, laden, below mast m ₁ (mm)
4.32	Ground clearance, centre of wheelbase m ₂ (mm)
4.33.1	Load dimension b ₁₂ × l ₆ crossways b ₁₂ × l ₆ (mm)
4.34.1.1	Aisle width for pallets 1830 × 1830 crossways without operating clearance A _{ST} (mm)
4.34.1.2	Aisle width for pallets 1830 × 1830 crossways with 200 mm operating clearance A _{ST} (mm)
4.34.1.3	Aisle width for pallets 1830 × 1830 crossways with 10% operating clearance A _{ST} (mm)
4.33.2	Load dimension b ₁₂ × l ₆ crossways b ₁₂ × l ₆ (mm)
4.34.2.1	Aisle width for pallets 2440 × 2440 crossways without operating clearance A _{ST} (mm)
4.34.2.2	Aisle width for pallets 2440 × 2440 crossways with 200 mm operating clearance A _{ST} (mm)
4.34.2.3	Aisle width for pallets 2440 × 2440 crossways with 10% operating clearance A _{ST} (mm)
4.35	Turning radius W _a (mm)
4.36	Internal turning radius ◆ b ₁₃ (mm)

PERFORMANCE DATA	
5.1	Travel speed, laden / unladen ▽ km/h
5.2	Lift speed, laden / unladen m/s
5.2.1	Lift speed, laden with 70% load m/s
5.3	Lowering speed, laden / unladen m/s
5.5	Drawbar pull, laden / unladen * kN
5.5	Drawbar pull, laden / unladen * kN
5.7	Gradeability, laden / unladen † %
5.7.1	Gradeability, laden / unladen † %

ADDITIONAL DATA	
10.1	Working pressure for attachments MPa
10.2	Oil volume for attachments l/min
10.3	Hydraulic oil tank, capacity l
10.4	Fuel tank, capacity l
10.5	Steering design
10.6	Number of steering rotation
10.7	Sound pressure level at the driver's seat LpAZ * dB (A)
10.7.1	Sound power level during the workcycle LwAZ dB (A)
10.8	Towing coupling, type DIN

HYSTER		HYSTER		HYSTER		HYSTER	
H18XMS-9		H18XM-9		H20XMS-9		H20XM-9	
Diesel		Diesel		Diesel		Diesel	
Seated		Seated		Seated		Seated	
18	16	18	16	20	18	20	18
900	1,200	900	1,200	900	1,200	900	1,200
1,134		1,134		1,117		1,117	
3,500		3,750		3,500		3,750	

28,095		26,932		30,456		29,284	
42,622	3,473	41,601	3,331	46,627	3,829	45,758	3,526
14,162	13,933	13,838	13,094	15,101	15,356	15,000	14,285

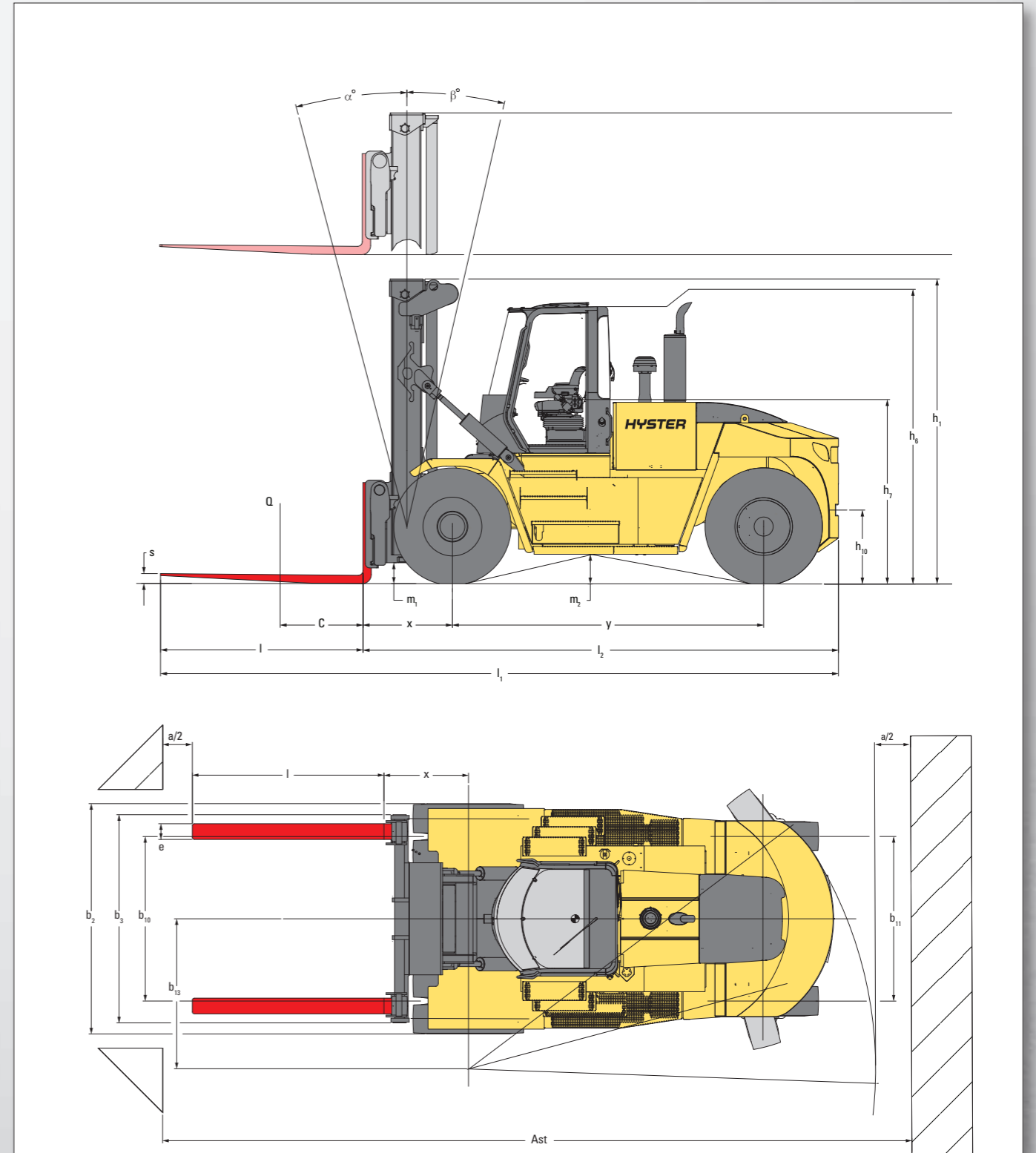
L		L		L		L	
14.00 - 24 24PR		14.00 - 24 24PR		14.00 - 24 24PR		14.00 - 24 24PR	
14.00 - 24 24PR		14.00 - 24 24PR		14.00 - 24 24PR		14.00 - 24 24PR	
x 4	2	x 4	2	x 4	2	x 4	2
2,095		2,095		2,095		2,095	
2,108		2,108		2,108		2,108	

10		12		10		12		10		12	
4,142		4,142		4,230		4,230		4,230		4,230	
0		0		0		0		0		0	
4,550		4,550		4,550		4,550		4,550		4,550	
6,417		6,417		6,505		6,505		6,505		6,505	
3,372	3,408	3,372	3,408	3,372	3,408	3,372	3,408	3,372	3,408	3,372	3,408
3,408	3,441	3,408	3,441	3,408	3,441	3,408	3,441	3,408	3,441	3,408	3,441
3,540	3,576	3,540	3,576	3,540	3,576	3,540	3,576	3,540	3,576	3,540	3,576
3,599	3,635	3,599	3,635	3,599	3,635	3,599	3,635	3,599	3,635	3,599	3,635
2,240		2,240		2,240		2,240		2,240		2,240	
907		907		907		907		907		907	
7,975		8,225		7,958		8,208		7,958		8,208	
5,535		5,785		5,518		5,768		5,535		5,785	
2,923		2,923		2,923		2,923		2,923		2,923	
100	200	2440	100	200	2440	100	250	2440	100	250	2440
Dual Function Sideshift & Fork Positioning Hook Type		Dual Function Sideshift & Fork Positioning Hook Type		Dual Function Sideshift & Fork Positioning Hook Type		Dual Function Sideshift & Fork Positioning Hook Type		Dual Function Sideshift & Fork Positioning Hook Type		Dual Function Sideshift & Fork Positioning Hook Type	
2,672		2,672		2,940		2,940		2,940		2,940	
998	2,443	998	2,443	1,047	2,762	1,047	2,762	1,047	2,762	1,047	2,762
+/- 361	1,721	+/- 361	1,721	+/- 429	1,904	+/- 429	1,904	+/- 429	1,904	+/- 429	1,904
299		299		270		270		270		270	
374		374		374		374		374		374	
1,830	1,830	1,830	1,830	1,830	1,830	1,830	1,830	1,830	1,830	1,830	1,830
7,827	8,137	7,827	8,137	7,810	8,120	7,810	8,120	7,810	8,120	7,810	8,120
8,027	8,337	8,027	8,337	8,010	8,320	8,010	8,320	8,010	8,320	8,010	8,320
8,610	8,951	8,610	8,951	8,591	8,932	8,591	8,932	8,591	8,932	8,591	8,932
2,400	2,400	2,400	2,400	2,400	2,400	2,400	2,400	2,400	2,400	2,400	2,400
8,397	8,707	8,397	8,707	8,380	8,690	8,380	8,690	8,380	8,690	8,380	8,690
9,237	9,507	9,237	9,507	9,218	9,559	9,218	9,559	9,218	9,559	9,218	9,559
9,237	9,578	9,237	9,578	9,218	9,559	9,218	9,559	9,218	9,559	9,218	9,559
4,863	5,173	4,863	5,173	4,863	5,173	4,863	5,173	4,863	5,173	4,863	5,173
1,700	1,886	1,700	1,886	1,700	1,886	1,700	1,886	1,700	1,886	1,700	1,886

25	25	25	25	25	25	25	25
0.30	0.33	0.45	0.50	0.25	0.28	0.38	0.42
0.32		0.47		0.27		0.40	
0.50	0.50	0.50	0.50	0.50	0.50	0.50	0.50
161	165	162	165	161	164	161	164
200	203	200	203	199	202	199	203
38	33	39	34	34	33	35	34
49	33	51	34	44	33	45	34

22.5	22.5	22.5	22.5
100	100	100	100
203	203	203	203
303	303	303	303
Hydraulic power steering	Hydraulic power steering	Hydraulic power steering	Hydraulic power steering
4.4	4.4	4.4	4.4
TBD	TBD	TBD	TBD
TBD	TBD	TBD	TBD
Yes / Pin	Yes / Pin	Yes / Pin	Yes / Pin

TRUCK DIMENSIONS



- = Centre of gravity of unladen truck
- A_{ST} = Wa + x + l₆ + a (if b₁₂/2 < b₁₃)
- A_{ST} = Wa + (l₆ - x)/2 + (b₁₂ - b₁₃)/2 + a (if b₁₂/2 > b₁₃)
- a = Minimum operating clearance = 10% of A_{ST} (VDI standard = 200 mm, BITA recommendation = 300 mm)
- l₆ = Load length
- b₁₂ = Load width

MAST AND CAPACITY INFORMATION

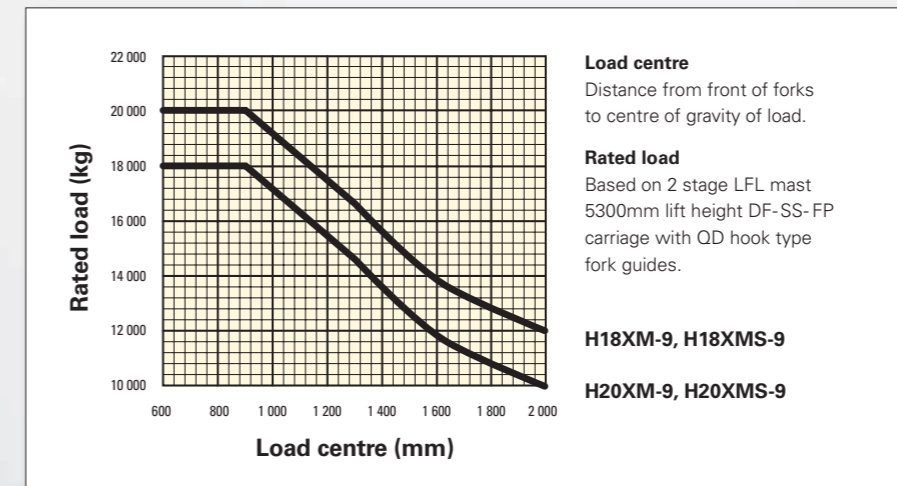
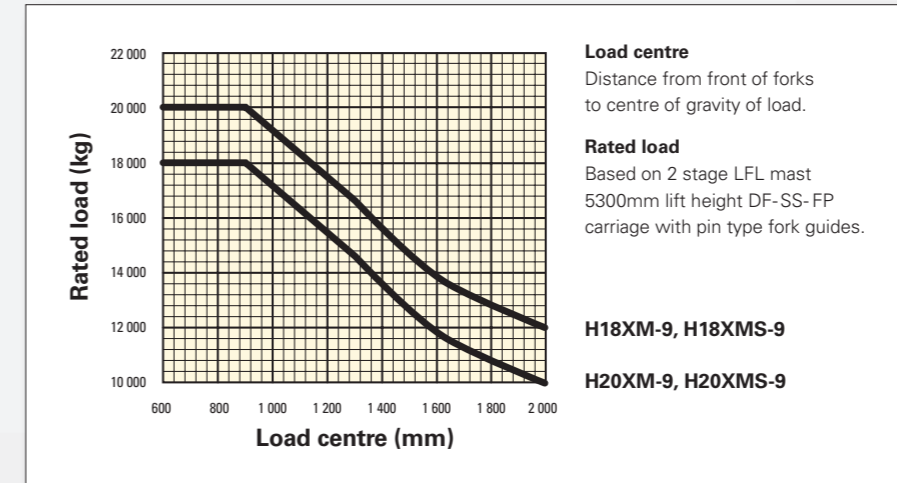
H18XM(S)-9 - Rated capacity kg @ 900 and @ 1.200 mm

Mast	Lift height h ₃ + s (mm)	Lowered height h ₁ (mm)	Free lift height h ₂ (mm)	Extended height h ₄ (mm)	Dual Function Side Shift & Fork Positioning carriage			
					Capacity @ 900 mm load centre (kg)	Mast tilt (fwd/bwd) (°)	Capacity @ 1.200 mm load centre (kg)	Mast tilt (fwd/bwd) (°)
2 Stage NFL	3,750	3,692	0	5,517	18,000	10 / 12	16,000	10 / 12
	4,650	4,142	0	6,417	18,000	10 / 12	16,000	10 / 12
	5,400	4,517	0	7,167	18,000	10 / 12	16,000	10 / 12
	6,200	4,917	0	7,967	17,880	10 / 12	15,840	10 / 12
	6,700	5,167	0	8,467	17,700	10 / 12	15,640	10 / 12
	7,000	5,317	0	8,767	17,600	10 / 12	15,520	10 / 12

H20XM(S)-9 - Rated capacity kg @ 900 and @ 1.200 mm

Mast	Lift height h ₃ + s (mm)	Lowered height h ₁ (mm)	Free lift height h ₂ (mm)	Extended height h ₄ (mm)	Dual Function Side Shift & Fork Positioning carriage			
					Capacity @ 900 mm load centre (kg)	Mast tilt (fwd/bwd) (°)	Capacity @ 1.200 mm load centre (kg)	Mast tilt (fwd/bwd) (°)
2 Stage NFL	3,750	3,780	0	5,605	20,000	10 / 12	18,000	10 / 12
	4,650	4,230	0	6,505	20,000	10 / 12	18,000	10 / 12
	5,400	4,605	0	7,255	20,000	10 / 12	18,000	10 / 12
	6,200	5,005	0	8,055	20,000	10 / 12	17,820	10 / 12
	6,700	5,255	0	8,555	19,940	10 / 7	17,620	10 / 7
	7,000	5,405	0	8,855	19,680	10 / 7	17,500	10 / 7

RATED CAPACITY



NOTES:

Specifications are affected by the condition of the vehicle and how it is equipped, as well as the nature and condition of the operating area. Inform your dealer of the nature and condition of the intended operating area when purchasing your Hyster Truck.

- Weights are based on the following specifications: Complete truck with cab, pneumatic tyres, mast, carriage and forks
- Unladen with new tyres
- † Bottom of forks
- Full suspension seat in depressed position
- ◆ Distance centre truck to centre of internal turning radius
- * at 1.6 km/h.
- Travel speed laden/unladen limited at 25 km/h as factory default
- * at stall.
- † Gradeability figures are provided for comparison of tractive performance, but are not intended to endorse the operation of vehicle on the stated inclines. Follow instructions in the operating manual regarding operation on inclines.
- * Measured according to the test cycles and based on the weighting values contained in EN12053.

POWERTRAINS

DESIGNATION	1.1	Manufacturer (abbreviation)	HYSTER	
	1.2	Manufacturer's type designation	H18XMS - H20XM-9	
	1.3	Drive: electric (battery or mains), diesel, petrol, fuel gas	Diesel	
POWER UNIT	7.1	Engine manufacturer / type	Cummins	QSB 6.7
	7.2	Engine output according to ISO 1585	164	2,000
	7.2.1	Max. engine power according to ISO 1585	172	1,800
	7.3	Rated speed	2,000	
	7.3.1	Torque at 1/min	949	1,400
	7.4	Number of cylinders / displacement	6	6,690
	7.5.1	Fuel consumption according to VDI cycle	On request	
	7.5.2	Alternator	120	
	7.10	Battery voltage/nominal capacity	24	102
	DRIVE TRAIN	8.1	Type of drive unit	Torque Converter
8.2		Transmission manufacturer / type	ZF	5WG211
8.6		Wheel drive / drive axle manufacturer / type	Axle Tech	PRC1756W3H
8.4		Service brake	Oil immersed disc	
8.5		Parking brake	Dry disc on drive axle	

NOTICE:

Care must be exercised when handling elevated loads. When the carriage and/or load is elevated, truck stability is reduced. It is important that the mast tilt in either direction is kept to a minimum when loads are elevated.

Operators must be trained and must read, understand and follow the instructions contained in the Operating Manual.

All values are nominal values and they are subject to tolerances. For further information, please contact the manufacturer.

Hyster products are subject to change without notice.

Lift trucks illustrated may feature optional equipment. Values may vary with alternative configurations.

CE Safety:

This truck conforms to the current EU requirements.

FRONT END EQUIPMENT



Range of 2 stage NFL masts



Pin type and quick disconnect hook type forks



Dual Function Pin Type



Dual Function Hook Type



Dual Function Hook Type with 2 extra functions

STANDARD EQUIPMENT

- Cummins QSB 6.7L 164 / max 172 KW @ 1.800 rpm Turbo Diesel Engine
 - Stage IIIA Compliant
 - ECO-eLo / HiP performance modes
 - Hibernate Idle
- ZFWG 211 5 speed Hydrodynamic Transmission
- 2-Stage LFL Mast with maximum fork height of 3750mm
- Dual Function side shift & fork positioning Carriages
 - H18XM(S)-9: 2680mm Wide Pin Type Side shift and Individual Fork Positioner – Fork Control
 - H18XM(S)-9: 2680mm Wide Hook Type (QD) Side shift and Individual Fork Positioner – Fork Control
 - H18XM(S)-9: 2680mm Wide Hook Type (QD) Side shift and Individual Fork Positioner – Fork Control with 2 additional Aux. valves for Hook on attachment
 - H20XM(S)-9: 2940mm Wide Pin Type Side shift and Individual Fork Positioner – Fork Control
 - H20XM(S)-9: 2940mm Wide Hook Type QD Side shift and Fork Positioner – Individual Fork Control
 - H20XM(S)-9: 2940mm Wide Hook Type (QD) Side shift and Fork Positioner – Individual Fork Control with 2 additional Aux. valves for Hook on attachment
- Wet Disc Brakes
- Axle Tech PRC 1756 W3H Drive Axle
- Up to 6-way hydraulic controls with 4 levers and switches combination.
- Mast Tilt: 10° Forward / 12° Back
- Directional Control Lever
- Overhead Guard Featuring:
 - Seat-Side Hydraulic Control
 - Multifunction Display Panel
 - Interior Wide Angle Mirrors
 - Telescoping & Tilting Steering Column
- Floor Mat
- Isolated Mounting for Low Noise and Vibration
- Handrails for Operator Entry and Exits
- Amber strobe light- ignition key and switch activated
- Tyres- Drive and Steer
 - 14.00- 24 Standard pneumatic
- Steering Wheel with Spinner Knob
- Electronic Horn
- Mechanical, Full Suspension Vinyl Seat with integrated adjustable armrest and seat belt
- Operator Restraint System
- Operator Presence System
- Air intake pre-cleaner bowl type with Rain Cap
- Overhead Exhaust
- Lockable Battery Disconnect Switch
- 24V Electrical System
- 120 Amp Alternator
- Manual Tilt Operator Compartment for Service Access
- Light Kit 2:
 - LED rear mounted cluster with stop, reverse direction indicator
 - 2 x Halogen working lights mounted on the mast
 - 2 x Halogen drive lights on front fenders
 - 2 x Halogen working lights mounted rear of the cab direction and position light front fender
- Self-adjustable back up Alarm volume > 5dB(A) ambient
- Non-locking Fuel Cap
- Literature Package
 - Operator's Manual
- **Warranty**
 - 12 Months / 2,000 Hours Manufacturer's Warranty

OPTIONAL EQUIPMENT

- Masts
 - 2-Stage LFL Masts with maximum fork heights from 4650mm to 7000mm
 - 2-Stage FFL Masts with maximum fork heights from 3900mm to 7100mm
 - 3-Stage FFL Masts with maximum fork heights from 5500mm to 9100mm
- Carriages for 2-Stage & 3-Stage FFL
 - H18XM(S)-9: 2700mm Wide Hook Type QD Side shift Fork Positioner – Individual Fork Control
 - H18XM(S)-9: 2700mm Wide Multi-Purpose Hook Type Side shift Fork Positioner – Individual Fork Control
 - H20XM(S)-9: 2900mm Wide Multi-Purpose Hook Type Side shift Fork Positioner – Individual Fork Control
- 5 Function Hydraulic Control Valve with 3 Levers, 2 Switches
- 6 Function Hydraulic Control Valve with 4 Levers, 2 Switches
- Hydraulic Control 5 function Joystick
- Mast Tilt:
 - 10° Forward / 10° Back
 - 10° Forward / 9° Back
 - 10° Forward / 7° Back
 - 10° Forward / 6° Back
 - 5° Forward / 5° Back
- MONOTROL™ Pedal
- Tyres – Drive and Steer
 - 14.00- R24 Trelleborg radial
 - 14.00- R24 MICHELIN radial
 - 14.00- R24 Trelleborg solids
- Front and Rear Mud Flaps
- Steer Wheel Nut Protection
- Enclosed Cab with or without Air Conditioning includes:
 - Seat-Side Hydraulic Control Levers
 - Multifunction Display Panel
 - Interior Wide Angle Mirrors
 - Telescoping & Tilting Steering Column
 - I- style Front screen Wiper
 - H- style Front screen Wiper
 - Floor Mat
 - 24-12V DC/DC Converter
 - Front (single blade), Top & Rear Wipers
 - Heater
 - Re-circulation Fan
- Enclosed Cab options
 - Top and rear sun shades
 - Temperature controller
 - Air conditioner, manual controlled
 - Air conditioner, automatically controlled
 - Reading light
 - Trainer seat
 - Circulation Fan
 - IT console for on-board computer
 - Storage console
 - Heated top window
 - Engine start interlock
 - WEBASTO Diesel powered heater (SPED)
 - Radio preparation, inclusive wire, two speakers and antenna
 - Rain top for OHG
 - Wire mesh protection guard on Top of cab
 - External Mirror right and left
- Seats
 - Mechanical, Full Suspension High backrest Vinyl or Cloth Seat
 - Pneumatic, Full Suspension Vinyl or Cloth Seat
 - Pneumatic, Full Suspension High backrest Vinyl or Cloth Seat
 - Deluxe Air Suspended Full Suspension Cloth Seat
 - Heated Deluxe Air Suspended Full Suspension Cloth Seat
- 3-point seat belt for Deluxe Seat
- Powered Tilt Operator Compartment
- Various Light Kits
- Hydraulic Accumulator
- Lockable diesel fuel cap
- Lifting Eyes
- Engine Block Heater (230V)
- NATO Start aid connector (24V)
- Traction Speed Limiter
- Automatic Engine Shutdown
- Hydraulic temperature protection
- Pressure compensated lowering
- Hyster Tracker Wireless Asset Management system

Other options available through Special Products Engineering Development (SPED). Contact Hyster for details.

STRONG PARTNERS. TOUGH TRUCKS.™

FOR DEMANDING OPERATIONS, EVERYWHERE.

Hyster supplies a complete range of warehouse equipment, IC and electric counterbalanced trucks, container handlers and reach stackers. Hyster is committed to being much more than a lift truck supplier.

Our aim is to offer a complete partnership capable of responding to the full spectrum of material handling issues: Whether you need professional consultancy on your fleet management, fully qualified service support, or reliable parts supply, you can depend on Hyster.

Our network of highly trained dealers provides expert, responsive local support. They can offer cost-effective finance packages and introduce effectively managed maintenance programmes to ensure that you get the best possible value. Our business is dealing with your material handling needs so you can focus on the success of your business today and in the future.



HYSTER EUROPE

Centennial House, Frimley Business Park, Frimley, Surrey, GU16 7SG, England.


Tel: +44 (0) 1276 538500




www.hyster.eu infoeurope@hyster.com [/HysterEurope](https://www.facebook.com/HysterEurope) [@HysterEurope](https://twitter.com/HysterEurope) [/HysterEurope](https://www.youtube.com/HysterEurope) www.hyster-bigtrucks.com

HYSTER-YALE UK LIMITED trading as Hyster Europe. Registered Address: Centennial House, Building 4.5, Frimley Business Park, Frimley, Surrey, GU16 7SG, United Kingdom.

Registered in England and Wales. Company Registration Number: 02636775.

HYSTER,  and FORTENS are registered trademarks in the European Union and certain other jurisdictions.

MONOTROL® is a registered trademark, and DURAMATCH and  are trademarks in the United States and in certain other jurisdictions.

Hyster products are subject to change without notice. Lift trucks illustrated may feature optional equipment.